



R-934M-0

Men's Long Sleeve PolyCotton Easy Care Poplin Shirt



Poplin shirts are elegant and extremely versatile. With the introduction of 5 new style versions our polycotton shirt range now provides options for all requirements.

- Classic style boned collar
- Rounded 2 button adjustable cuff plus single button on cuff gauntlet
- Back yoke with 2 side pleats
- Mitred edge pocket over left chest
- Straight bottom hem
- Spare button
- Easy Care



MATERIAL:

65% Polyester; 35% Cotton Poplin



WEIGHT:

Colours 110g/m²;
White 115g/m²



PACKING:

Pack 1; Carton 12



LAUNDRY CARE:

Suitable for 50°C wash and tumble dry



ORIGIN:

Bangladesh

		S	M	L	XL	2XL	3XL	4XL
Your body measurement								
To fit chest	cm	92/97	97/102	102/107	107/112	112/117	117/122	122/127
	Ins	36/38	38/40	40/42	42/44	44/46	46/48	48/50
Collar (to fit) UK Dual Collar Sizes	cm	37/38	39/40	41/42	43/44	45/46	47/48	49/50
	Ins	14.5/15	15.5	16/16.5	17/17.5	18	18.5/19	19.5
Garment dimensions								
Chest Size: cm		110	116	125	134	146	153	160
Back Length: cm		76.5	77.5	78.5	79.5	80.5	82.5	83.5

DECORATOR NOTES

The elegant lightweight fabric is especially suited for embroidery.



COLOURS




PANTONE®
FABRIC: 11-0601 TPX
PAPER: 7541 C
C:0 M:0 Y:0 K:0



PANTONE®
FABRIC: 19-4005 TPX
PAPER: BLACK C
C:100 M:50 Y:50 K:100



PANTONE®
FABRIC: 16-4021 TPX
PAPER: 652 C
C:60 M:35 Y:0 K:5



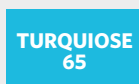
PANTONE®
FABRIC: 19-1764 TPX
PAPER: 1945 C
C:0 M:100 Y:80 K:25



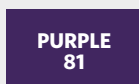
PANTONE®
FABRIC: 14-0446 TPX
PAPER: 584 C
C:25 M:0 Y:95 K:0



PANTONE®
FABRIC: 17-1464 TPX
PAPER: 1665 C
C:0 M:77 Y:100 K:0



PANTONE®
FABRIC: 16-4535 TPX
PAPER: 638 C
C:70 M:0 Y:10 K:0



PANTONE®
FABRIC: 19-3737 TPX
PAPER: 7447 C
C:90 M:100 Y:30 K:15



Popeline ist ein eleganter und sehr vielseitiger Hemden- und Blusenstoff. Mit der Einführung von 5 neuen Modell-Varianten bietet Ihnen unsere Popeline-Kollektion nun noch mehr Möglichkeiten für alle Anforderungen.

- Verdeckte Knopfleiste
- Schick gestaltete Schulterpasse
- Abnäher vorne und hinten betonen den taillierten Schnitt
- Decorative top stitch on darts
- Modern abgerundete 2-Knopf-Manschetten
- Abgerundeter Saum
- Ersatzknöpfe
- Pflegeleicht (Easy Care)


MATERIAL:

65% Polyester; 35% Baumwoll-Popeline


GEWICHT:

 Farben 110 g/m²;
Weiß 115 g/m²

VERPACKUNG:

Pack 1; Karton 12


WASCHANLEITUNG:

 Geeignet für 50° Wäsche und
Wäschetrockner

HERKUNFT:

Bangladesch

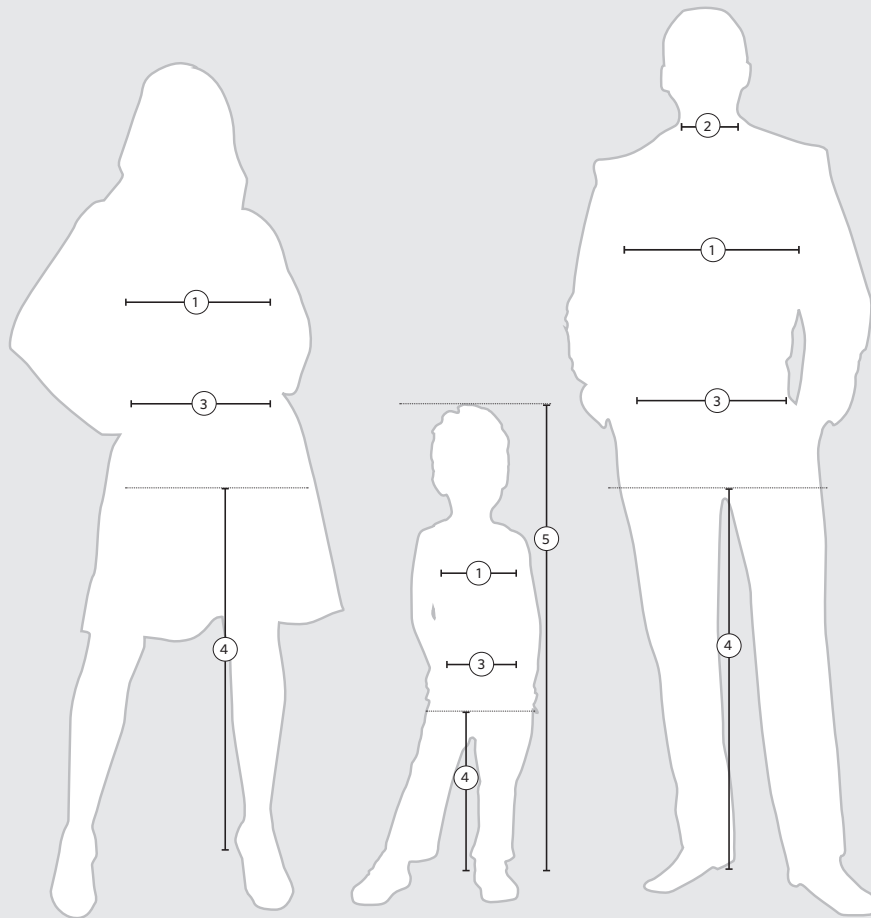
		S	M	L	XL	2XL	3XL	4XL
Ihre Körper Maße								
Brustumfang	cm	92/97	97/102	102/107	107/112	112/117	117/122	122/127
	Ins	36/38	38/40	40/42	42/44	44/46	46/48	48/50
Kragenweite	cm	37/38	39/40	41/42	43/44	45/46	47/48	49/50
	Ins	14.5/15	15.5	16/16.5	17/17.5	18	18.5/19	19.5
Kleidergrößen								
Brustumfang: cm		110	116	125	134	146	153	160
Rückenlänge: cm		76.5	77.5	78.5	79.5	80.5	82.5	83.5

HINWEISE ZUR VEREDLUNG

Dieses elegante, leichte Gewebe bietet eine hervorragende Grundlage für feineren Stick.


FARBEN

WHITE 30	BLACK 36	CORPORATE BLUE CP	CLASSIC RED CR	LIME LM	ORANGE 44	TURQUIOSE 65	PURPLE 81
<small>PANTONE® FABRIC: 11-0601 TPX PAPER: 7541 C C:0 M:0 Y:0 K:0</small>	<small>PANTONE® FABRIC: 19-4005 TPX PAPER: BLACK C C:100 M:50 Y:50 K:100</small>	<small>PANTONE® FABRIC: 16-4021 TPX PAPER: 652 C C:60 M:35 Y:0 K:5</small>	<small>PANTONE® FABRIC: 19-1764 TPX PAPER: 1945 C C:0 M:100 Y:80 K:25</small>	<small>PANTONE® FABRIC: 14-0446 TPX PAPER: 584 C C:25 M:0 Y:95 K:0</small>	<small>PANTONE® FABRIC: 17-1464 TPX PAPER: 1665 C C:0 M:77 Y:100 K:0</small>	<small>PANTONE® FABRIC: 16-4535 TPX PAPER: 638 C C:70 M:0 Y:10 K:0</small>	<small>PANTONE® FABRIC: 19-3737 TPX PAPER: 7447 C C:90 M:100 Y:30 K:15</small>



All of our measurements are based on actual "To Fit" body sizes and not the size of the actual garment itself e.g. a polo shirt with a chest to fit size of 92-97cms / 36-38" will fit someone with similar chest measurements; trousers with a waist to fit of 50 Europe / 34" will fit someone with similar waist measurements etc.

To help you select the most appropriate size of garment(s) please refer to our measuring tips below.

Chest

Men: measure around the fullest part of the chest, 2.5cms below the underarm area ①

Women: measure around the fullest part of the bust ①

Children: measure under the arms around the fullest part of the chest ①

Collar

Men: measure around the base of the neck ②

Waist

All: measure around the natural waist, ensuring the measuring tape is kept taut ③

Leg Length

All: measure from the top of the inside leg at the crotch down to where trousers are normally worn with shoes ④

Height

Children: standing still, with feet together and flat on the floor, measure from the top of the head to the ground ⑤

All Products (excl. Shirts, Trousers, Shorts & Sweatpants)

Ladies'	XXS	XS	S	M	L	XL	2XL	3XL	4XL	5XL	6XL
Chest to fit (CM)	72-77	77-82	82-87	87-92	92-97	97-102	102-107	107-112	112-117	117-122	122-127
Chest to fit (INS)	28-30	30-32	32-34	34-36	36-38	38-40	40-42	42-44	44-46	46-48	48-50

Dress Size

UK	6	8	10	12	14	16	18	20	22	24	26
France	34	36	38	40	42	44	46	48	50	52	54
Italy	38	40	42	44	46	48	50	52	54	56	58
Germany/Europe	32	34	36	38	40	42	44	46	48	50	52

Men's	XXS	XS	S	M	L	XL	2XL	3XL	4XL	5XL	6XL
Chest to fit (CM)	82-87	87-92	92-97	97-102	102-107	107-112	112-117	117-122	122-127	127-132	132-137
Chest to fit (INS)	32-34	34-36	36-38	38-40	40-42	42-44	44-46	46-48	48-50	50-52	52-54

Shirts

Ladies'	XXS	XS	S	M	L	XL	2XL	3XL	4XL	5XL	6XL
Chest to fit (CM)	72-77	77-82	82-87	87-92	92-97	97-104	104-112	112-120	120-130	130-137	137-144
Chest to fit (INS)	28-30	30-32	32-34	34-36	36-38	38-41	41-44	44-47	47-51	51-54	54-57

Dress Size

UK	6	8	10	12	14	16	18	20	22	24	26
France	34	36	38	40	42	44	46	48	50	52	54
Italy	38	40	42	44	46	48	50	52	54	56	58
Germany/Europe	32	34	36	38	40	42	44	46	48	50	52

Men's	S	M	L	XL	2XL	3XL	4XL	5XL	6XL
Collar to fit (CM)	37-38	39-40	41-42	43-44	45-46	47-48	49-50	51-52	53-54
Dual Collar Sizes (INS)	14.5/15	15.5	16/16.5	17/17.5	18	18.5/19	19.5	20	21
Individual Collar Sizes (INS)	14.5 15	15.5	16 16.5	17 17.5	18	18.5 19	19.5	20	21
Chest to fit (CM)	92-97	97-102	102-107	107-112	112-117	117-122	122-127	127-132	132-137
Chest to fit (INS)	36-38	38-40	40-42	42-44	44-46	46-48	48-50	50-52	52-54

Trousers & Shorts

UK (INS)	28	30	32	34	36	38	40	42	44	46	48
EUROPE	44	46	48	50	52	54	56	58	60	62	64

	Short	Regular	Long
Leg Length (CM)	76	81	86
Leg Length (INS)	30	32	34

Sweatpants

	S	M	L	XL
UK (INS)	30	32	34	36
Europe	46	48	50	52

Blazers

Girls'

Chest to fit (CM)	68	71	73	76	79	81	84	86	89	91	96	101	106	112	117
Chest to fit (INS)	27	28	29	30	31	32	33	34	35	36	38	40	42	44	46

Boys'

Chest to fit (CM)	71	73	76	79	81	84	86	89	91	94	96	101	106	112	117	122
Chest to fit (INS)	28	29	30	31	32	33	34	35	36	37	38	40	42	44	46	48

All Children's Products (excl. Sweatpants)

	XS	S	M	L	XL	2XL	3XL	4XL
Age (Years)	1-2	3-4	5-6	7-8	9-10	11-12	13-14	15-16
Height (CM)	90	104	116	128	140	152	164	176
Chest to fit (CM)	51-56	56-63	63-71	71-76	76-81	81-86	86-91	91-96
Chest to fit (INS)	20-22	22-25	25-28	28-30	30-32	32-34	34-36	36-38

Sweatpants (Children)

	S	M	L	XL	2XL
Age (Years)	3-4	5-6	7-8	9-10	11-12
Height (CM)	104	116	128	140	152
Waist to fit (CM)	53	55	58	61	66
Waist to fit (INS)	21	22	23	24	26